

ELECTRIC
MOBILITY
TRICYCLES



WINLEE

COMFORT • SAFETY • RELIABILITY

URBAN LEISURE SERIES

MADE FOR DAILY LIFE
BUILT FOR EVERY JOURNEY

2026 COLLECTION
ELECTRIC MOBILITY TRICYCLES



SAFE RIDING
STABLE & SECURE



COMFORTABLE
ENJOY EVERY RIDE



FAMILY FRIENDLY
PERFECT FOR DAILY USE



PRACTICAL DESIGN
CONVENIENT & RELIABLE

WINLEE • ELECTRIC MOBILITY SOLUTIONS



WINLEE

ELECTRIC MOBILITY TRICYCLES



ABOUT WINLEE

Founded in 2015, WINLEE Electric Vehicle Co., Ltd. is a professional manufacturer and exporter specializing in electric scooters, electric motorcycles, and electric tricycles.

Backed by years of industry expertise, the company integrates product research and development, manufacturing, quality inspection, and international sales into a complete production system.

With a strong focus on innovation, durability, and market-oriented design, WINLEE is committed to providing reliable electric mobility solutions for global customers and continuously expanding its presence in overseas markets.



SINCE 2015
Years of Industry
Experience



PROFESSIONAL
R&D, Manufacturing
and Exporter



QUALITY FIRST
Strict Quality Control
System



GLOBAL MARKET
Trusted by Customers
Worldwide



WINLEE

ELECTRIC MOBILITY TRICYCLES

PRODUCT INDEX

COMFORT • SAFETY
RELIABILITY
FOR EVERY JOURNEY



SAFE RIDING

Stable & Secure



COMFORTABLE EXPERIENCE

Enjoy Every Ride



FAMILY FRIENDLY

Perfect for Daily Use



PRACTICAL DESIGN

Convenient & Reliable

2026 COLLECTION

WINLEE • ELECTRIC MOBILITY SOLUTIONS

01



XK

[VIEW DETAILS >](#)

02



X3

[VIEW DETAILS >](#)

03



X4

[VIEW DETAILS >](#)

04



PA

[VIEW DETAILS >](#)

05



XD

[VIEW DETAILS >](#)

06



LH

[VIEW DETAILS >](#)

07



XKL

[VIEW DETAILS >](#)



WINLEE

ELECTRIC MOBILITY TRICYCLES

PRODUCT INDEX

COMFORT • SAFETY
RELIABILITY
FOR EVERY JOURNEY



SAFE RIDING

Stable & Secure



COMFORTABLE EXPERIENCE

Enjoy Every Ride



FAMILY FRIENDLY

Perfect for Daily Use



PRACTICAL DESIGN

Convenient & Reliable

2026 COLLECTION

WINLEE • ELECTRIC MOBILITY SOLUTIONS

08



XFX

[VIEW DETAILS >](#)

09



H8

[VIEW DETAILS >](#)

10



BLM

[VIEW DETAILS >](#)

11



Q3

[VIEW DETAILS >](#)

12



MQ

[VIEW DETAILS >](#)

13



D19

[VIEW DETAILS >](#)

14



P90

[VIEW DETAILS >](#)



WINLEE

ELECTRIC MOBILITY TRICYCLES

PRODUCT INDEX

COMFORT • SAFETY
RELIABILITY
FOR EVERY JOURNEY



SAFE RIDING

Stable & Secure



COMFORTABLE EXPERIENCE

Enjoy Every Ride



FAMILY FRIENDLY

Perfect for Daily Use



PRACTICAL DESIGN

Convenient & Reliable

2026 COLLECTION

WINLEE • ELECTRIC MOBILITY SOLUTIONS

15



ZHG

[VIEW DETAILS >](#)

16



CQ

[VIEW DETAILS >](#)

17



HQ

[VIEW DETAILS >](#)

18



KY

[VIEW DETAILS >](#)

19



TK

[VIEW DETAILS >](#)

20



TK400

[VIEW DETAILS >](#)

21



M8

[VIEW DETAILS >](#)



WINLEE

ELECTRIC MOBILITY TRICYCLES

PRODUCT INDEX

COMFORT • SAFETY
RELIABILITY
FOR EVERY JOURNEY



SAFE RIDING

Stable & Secure



COMFORTABLE EXPERIENCE

Enjoy Every Ride



FAMILY FRIENDLY

Perfect for Daily Use



PRACTICAL DESIGN

Convenient & Reliable

2026 COLLECTION

WINLEE • ELECTRIC MOBILITY SOLUTIONS

22



A6L

[VIEW DETAILS >](#)

23

[VIEW DETAILS >](#)

24

[VIEW DETAILS >](#)

25

[VIEW DETAILS >](#)

26

[VIEW DETAILS >](#)

27

[VIEW DETAILS >](#)

28

[VIEW DETAILS >](#)



WINLEE
ELECTRIC MOBILITY TRICYCLES

XK

ELECTRIC
LEISURE
TRICYCLE

Comfortable | Safe | Reliable



SPECIFICATIONS



Model
XK



Motor
800W



Controller
30A



Speed
30KM/h



Braking
Front and rear
drum brakes



Tire size
Front 3.00-10 TL
Rear 3.00-10 TL



Packaging size
135*73*66 CM



Weight
76 KG



PACKAGE SIZE



XK PACKAGE SIZE:

135*73*66 CM



WINLEE
ELECTRIC MOBILITY TRICYCLES

XK

ELECTRIC LEISURE TRICYCLE

DETAILS SHOWCASE



01 »

LED HEADLIGHT

High-brightness LED headlight with sharp design, ensuring maximum visibility and safety for night riding.



02 »

DIGITAL DISPLAY

Clear and intelligent display shows speed, battery level and mileage at a glance.



03 »

POWERFUL MOTOR

800W high-performance motor delivers strong power and stable performance.



04 »

COMFORT SEAT

Ergonomic seat with soft cushion and backrest support for a more comfortable riding experience.



RETURN MENU



WINLEE
ELECTRIC MOBILITY TRICYCLES

X3

ELECTRIC
LEISURE
TRICYCLE



Comfortable



Safe



Reliable



PACKAGE SIZE



X3 PACKAGE SIZE:

135*73*66 CM

SPECIFICATIONS



Model
X3



Motor
800W



Controller
35A



Speed
35KM/h



Braking
Front and rear
drum brakes



Tire size
Front 3.00-10 TL
Rear 3.00-10 TL



Packaging size
135*73*66 CM



Weight
84KG



WINLEE
ELECTRIC MOBILITY TRICYCLES

X3

ELECTRIC LEISURE TRICYCLE


DETAILS SHOWCASE



01 »

LED HEADLIGHT

High-brightness LED headlight with sharp design, ensuring maximum visibility and safety for night riding.



02 »

POWERFUL MOTOR

800W high-performance motor delivers strong power and stable performance.



03 »

COMFORT SEAT

Ergonomic seat with soft cushion and armrest support for a more comfortable riding experience.



04 »

LARGE STORAGE

Spacious storage box for easy carrying of daily items, keeping your ride more convenient.



RETURN MENU



WINLEE
ELECTRIC MOBILITY TRICYCLES

X4

**ELECTRIC
LEISURE
TRICYCLE**



Comfortable



Safe



Reliable



PACKAGE SIZE



X4 PACKAGE SIZE:

135*75*75 CM

SPECIFICATIONS



Model
X4



Motor
800W



Controller
35A



Speed
30km/h



Braking
**Front and Rear
Drum Brakes**



Tire size
**Front 3.00-10 TL
Rear 3.00-10 TL**



Packaging size
135*75*75 CM



Weight
88KG



WINLEE
ELECTRIC MOBILITY TRICYCLES

X4

ELECTRIC LEISURE TRICYCLE

DETAILS SHOWCASE III



01 »

REAR WHEEL

Wear-resistant tire with strong traction, providing excellent grip and stability for a safer and smoother ride.



02 »

FRONT SUSPENSION

High-performance front shock absorption system effectively reduces bumps and ensures comfortable riding.



03 »

LED HEADLIGHT

High-brightness LED headlight for clear visibility, ensuring safety during nighttime rides.



04 »

COMFORT SEAT

Soft and wide seat with backrest and armrests, offering excellent support and a relaxing riding experience.



RETURN MENU



WINLEE
ELECTRIC MOBILITY TRICYCLES

PA

ELECTRIC
LEISURE
TRICYCLE



Comfortable



Safe



Reliable



PACKAGE SIZE



PA PACKAGE SIZE:

155*75*88 CM

SPECIFICATIONS



Model
PA



Motor
800W



Controller
35A



Speed
30km/h



Braking
Front and Rear
Drum Brakes



Tire size
Front 3.00-10 TL
Rear 3.00-10 TL



Packaging size
155*75*88 CM



Weight
109KG



WINLEE
ELECTRIC MOBILITY TRICYCLES

PA

ELECTRIC LEISURE TRICYCLE

DETAILS SHOWCASE IIII



01 >>

LED HEADLIGHT

High-brightness LED headlight with clear visibility, ensuring safety during nighttime rides.



02 >>

DIGITAL DISPLAY

Clear and intelligent display shows speed, battery level and mileage at a glance.



03 >>

COMFORT SEAT

Wide and soft seat with backrest and armrests, offering excellent support and a relaxing riding experience.



04 >>

FRONT WHEEL

Durable front wheel with anti-slip tires for stable grip and smooth performance on various road conditions.



RETURN MENU



WINLEE
ELECTRIC MOBILITY TRICYCLES

XD

ELECTRIC
LEISURE
TRICYCLE



Comfortable



Safe



Reliable



PACKAGE SIZE



XD PACKAGE SIZE:

180*80*70 CM

SPECIFICATIONS



Model
XD



Motor
800W



Controller
35A



Top Speed
30km/h



Braking
Drum brake



Tire Size
3.00-10 TL



Package Size
180*80*70 CM



Gross Weight
93 KG



WINLEE
ELECTRIC MOBILITY TRICYCLES

XD

ELECTRIC LEISURE TRICYCLE

DETAILS SHOWCASE III



01 »

LED HEADLIGHT

High-brightness LED headlight with sharp design, ensuring maximum visibility and safety for night riding.



02 »

FRONT WHEEL

3.00-10 TL tire with strong grip and stability, designed to handle various road conditions with ease.



03 »

REAR LIGHT

High-brightness rear light with integrated turn signals, enhancing visibility and safety during nighttime rides.



04 »

COMFORT SEAT

Spacious and ergonomic seat with soft cushion and backrest support, providing a comfortable riding experience.



RETURN MENU



WINLEE
ELECTRIC MOBILITY TRICYCLES

LH

**ELECTRIC
LEISURE
TRICYCLE**



Comfortable



Safe



Reliable

SPECIFICATIONS



Model
LH



Motor
800W



Controller
35A



Top Speed
30km/h



Braking
**Front and Rear
Drum Brakes**



Tire Size
**Front 3.00-10 TL
Rear 3.00-10 TL**



Packing Size
180*80*70 CM



Gross Weight
102 KG



PACKAGE SIZE



LH PACKAGE SIZE:

180*80*70 CM



WINLEE
ELECTRIC MOBILITY TRICYCLES

LH

ELECTRIC LEISURE TRICYCLE

DETAILS SHOWCASE III



01 »

LED HEADLIGHT


High-brightness LED headlight with sharp design, ensuring maximum visibility and safety for night riding.



02 »

COMFORT SEAT

Spacious and ergonomic seats with soft cushion and backrest support, providing a comfortable riding experience.



03 »

FRONT BASKET


Large-capacity front basket for easy storage of daily items, convenient and practical.



04 »

SHOCK ABSORBER

High-performance shock absorber effectively reduces bumps and vibrations, ensuring a smooth and stable ride.



RETURN MENU



WINLEE
ELECTRIC MOBILITY TRICYCLES

XKL

ELECTRIC
LEISURE
TRICYCLE



Comfortable



Safe



Reliable



PACKAGE SIZE



XKL PACKAGE SIZE:

180*80*80 CM

SPECIFICATIONS



Model
XKL



Motor
800W



Controller
35A



Speed
30KM/h



Braking
**Front and Rear
Drum Brakes**



Tire Size
**Front 3.00-10 TL
Rear 3.00-10 TL**



Packing Size
180*80*80 CM



Weight
110 KG



WINLEE
ELECTRIC MOBILITY TRICYCLES

XKL

ELECTRIC LEISURE TRICYCLE

DETAILS SHOWCASE III



01 »

LED HEADLIGHT

High-brightness LED headlight with sharp design, ensuring maximum visibility and safety for night riding.



02 »

COMFORT SEAT

Spacious and ergonomic seats with soft cushion and backrest support, providing a comfortable riding experience.



03 »

FRONT WHEEL


3.00-10 TL tire with strong grip and stability, designed to handle various road conditions with ease.



04 »

BRAKE PEDAL

Sensitive brake pedal for smooth and reliable braking, ensuring safety and control during every ride.



RETURN MENU



WINLEE
ELECTRIC MOBILITY TRICYCLES

XKX

**ELECTRIC
LEISURE
TRICYCLE**

Comfortable | Safe | Reliable



SPECIFICATIONS



XKX PACKAGE SIZE:

135*73*66 CM



Model
XKX



Motor
650W



Controller
30A



Speed
25KM/h



Braking
Front and rear
drum brakes



Tire size
Front 3.50-6 TL
Rear 3.50-6 TL



Packaging size
135*73*66 CM



Weight
76 KG



WINLEE
ELECTRIC MOBILITY TRICYCLES

XKX

ELECTRIC LEISURE TRICYCLE

DETAILS SHOWCASE



01 »

LED HEADLIGHT

High-brightness LED headlight with sharp design, ensuring maximum visibility and safety for night riding.



02 »

FRONT WHEEL

Durable tire with strong grip and shock-absorbing front fork for a smoother and safer ride.



03 »

COMFORT SEAT


Ergonomic seat with soft cushion and backrest support for a more comfortable riding experience.



04 »

POWERFUL MOTOR

800W high-performance motor delivers strong power and stable performance.



RETURN MENU



WINLEE
ELECTRIC MOBILITY TRICYCLES

H8

**ELECTRIC
LEISURE
TRICYCLE**

Comfortable | Safe | Reliable



PACKAGE SIZE



H8 PACKAGE SIZE:

180*80*70 CM

SPECIFICATIONS



Model
H8



Motor
800W



Controller
35A



Top Speed
30km/h



Braking
**Front and Rear
Drum Brakes**



Tire Size
**Front 3.00-10 TL
Rear 3.00-10 TL**



Packing Size
180*80*70 CM



Gross Weight
93 KG



WINLEE
ELECTRIC MOBILITY TRICYCLES

H8

ELECTRIC LEISURE TRICYCLE

DETAILS SHOWCASE III



01 »

LED HEADLIGHT

High-brightness LED headlight with sharp design, ensuring maximum visibility and safety for night riding.



02 »

FRONT WHEEL


Durable tire with strong grip and shock-absorbing front fork for a smoother and safer ride.



03 »

FRONT BASKET

Spacious front basket for daily essentials, groceries, or small items, making every trip more convenient.



04 »

COMFORT SEAT

Ergonomic seat with soft cushion and armrest support for a more comfortable riding experience.



RETURN MENU



WINLEE
ELECTRIC MOBILITY TRICYCLES

BLM

**ELECTRIC
LEISURE
TRICYCLE**

Comfortable | Safe | Reliable



PACKAGE SIZE



BLM PACKAGE SIZE:

155*75*88 CM

SPECIFICATIONS



Model
BLM



Motor
800W



Controller
35A



Speed
30km/h



Braking
**Front and Rear
Drum Brakes**



Tire size
**Front 3.00-10 TL
Rear 3.00-10 TL**



Packaging size
155*75*88 CM



Weight
99KG



WINLEE
ELECTRIC MOBILITY TRICYCLES

BLM

ELECTRIC LEISURE TRICYCLE


DETAILS SHOWCASE IIII



01 »

LED HEADLIGHT


High-brightness LED headlight with sharp design, ensuring maximum visibility and safety for night riding.



02 »

DIGITAL DISPLAY


Clear and intelligent display shows speed, battery level and mileage at a glance.



03 »

FRONT WHEEL


Durable tire with strong grip and shock-absorbing front fork for a smoother and safer ride.



04 »

BRAKE PEDAL

Responsive brake pedal for quick and reliable stopping power, enhancing overall riding safety.



RETURN MENU



WINLEE
ELECTRIC MOBILITY TRICYCLES

Q3

ELECTRIC LEISURE TRICYCLE

Comfortable | Safe | Reliable



SPECIFICATIONS



Model
Q3



Motor
800W



Controller
35A



Speed
30KM/h



Braking
**Front and rear
drum brakes**



Tire size
**Front 3.00-10 TL
Rear 3.00-10 TL**



Packaging size
155*75*88 CM



Weight
112 KG



PACKAGE SIZE



Q3 PACKAGE SIZE:
155*75*88 CM



WINLEE
ELECTRIC MOBILITY TRICYCLES

Q3

ELECTRIC LEISURE TRICYCLE

DETAILS SHOWCASE



01 »

LED HEADLIGHT

High-brightness LED headlight with sharp design, ensuring maximum visibility and safety for night riding.



02 »

FRONT WHEEL

Durable 3.00-10 TL tire with strong grip and excellent stability for a smooth and safe ride.



03 »

COMFORT SEAT

Ergonomic seat with soft cushion and backrest support for a more comfortable riding experience.



04 »

WIND SHIELD

High-transparent windshield with wiper for clear visibility in all weather conditions.



RETURN MENU



WINLEE
ELECTRIC MOBILITY TRICYCLES

MQ

ELECTRIC
LEISURE
TRICYCLE

Comfortable | Safe | Reliable



SPECIFICATIONS



Model
MQ



Motor
800W



Controller
35A



Top Speed
30km/h



Braking
Front and Rear
Drum Brakes



Tire Size
Front 3.00-10 TL
Rear 3.00-10 TL



Packing Size
185*87*85 CM



Gross Weight
133 KG



PACKAGE SIZE



MQ PACKAGE SIZE:

185*87*85 CM



WINLEE
ELECTRIC MOBILITY TRICYCLES

MQ

ELECTRIC LEISURE TRICYCLE

DETAILS SHOWCASE



01 »

LED HEADLIGHT

High-brightness LED headlight with sharp design, ensuring maximum visibility and safety for night riding.



02 »

FRONT WHEEL

Durable 3.00-10 TL tire with strong grip and excellent stability for a smooth and safe ride.



03 »

COMFORT SEAT

Ergonomic seat with soft cushion and backrest support for a more comfortable riding experience.



04 »

WIND SHIELD

High-transparent windshield with wiper for clear visibility in all weather conditions.



RETURN MENU



WINLEE
ELECTRIC MOBILITY TRICYCLES

D19

**ELECTRIC
LEISURE
TRICYCLE**

Comfortable | Safe | Reliable



PACKAGE SIZE



D19 PACKAGE SIZE:

205*95*96 CM

SPECIFICATIONS



Model
D19



Motor
800W



Controller
35A



Top Speed
30km/h



Braking
Front and Rear
Drum Brakes



Tire Size
Front 3.00-10 TL
Rear 3.00-10 TL



Packing Size
205*95*96 CM



Gross Weight
170 KG



WINLEE
ELECTRIC MOBILITY TRICYCLES

D19

ELECTRIC LEISURE TRICYCLE

DETAILS SHOWCASE



01 »

LED HEADLIGHT

High-brightness LED headlight with sharp design, ensuring maximum visibility and safety for night riding.



02 »

COMFORT SEAT

Ergonomic seat with soft cushion and backrest support for a more comfortable riding experience.



03 »

FRONT WHEEL



Durable 3.00-10 TL tire with strong grip and excellent stability for a smooth and safe ride.



04 »

WIND SHIELD

High-transparent windshield with wiper for clear visibility in all weather conditions.



RETURN MENU



WINLEE
ELECTRIC MOBILITY TRICYCLES

P90

ELECTRIC
LEISURE
TRICYCLE

Comfortable | Safe | Reliable



SPECIFICATIONS



Model
P90



Motor
800W



Controller
35A



Top Speed
30KM/h



Braking
Front and Rear
Drum Brakes



Tire Size
Front 3.00-10 TL
Rear 3.00-10 TL



Packing Size
210*110*90 CM



Gross Weight
165KG



PACKAGE SIZE



P90 PACKAGE SIZE:

210*110*90 CM



WINLEE
ELECTRIC MOBILITY TRICYCLES

P90

ELECTRIC LEISURE TRICYCLE

DETAILS SHOWCASE



01 »

LED HEADLIGHT

High-brightness LED headlight with sharp design, ensuring maximum visibility and safety for night riding.



02 »

FRONT WHEEL

Durable 3.00-10 TL tire with strong grip and excellent stability for a smooth and safe ride.



03 »

REAR LIGHT

Bright LED rear light and turn signals for clear visibility, enhancing safety in all driving conditions.



04 »

WIND SHIELD

High-transparent windshield with wiper for clear visibility in all weather conditions.



RETURN MENU



WINLEE
ELECTRIC MOBILITY TRICYCLES

ZHG

ELECTRIC
LEISURE
TRICYCLE



Comfortable | Safe | Reliable



PACKAGE SIZE



ZHG PACKAGE SIZE:

190*90*85 CM

SPECIFICATIONS



Model
ZHG



Motor
800W



Controller
35A



Speed
30KM/h



Braking
Front and Rear
Drum Brakes



Tire Size
Front 3.00-10 TL
Rear 3.00-10 TL



Packaging size
190*90*85 CM



Weight
146KG



WINLEE
ELECTRIC MOBILITY TRICYCLES

ZHG

ELECTRIC LEISURE TRICYCLE

DETAILS SHOWCASE III



01 »

LED HEADLIGHT

High-brightness LED headlight with sharp design, ensuring maximum visibility and safety for night riding.



02 »

FRONT WHEEL

Durable 3.00-10 TL tire with strong grip and excellent stability for a smooth and safe ride.



03 »

COMFORT SEAT


Ergonomic seat with soft cushion and backrest support for a more comfortable riding experience.



04 »

WIND SHIELD

High-transparent windshield with wiper for clear visibility in all weather conditions.



RETURN MENU



WINLEE
ELECTRIC MOBILITY TRICYCLES

CQ

ELECTRIC
LEISURE
TRICYCLE



Comfortable | Safe | Reliable

SPECIFICATIONS



Model
CQ



Motor
800W



Controller
35A



Speed
30KM/h



Braking
Front and rear
drum brakes



Tire size
Front 3.00-10 TL
Rear 3.00-10 TL



Packaging size
00*00*00 CM



Weight
00 KG



PACKAGE SIZE



CQ PACKAGE SIZE:

00*00*00 CM



WINLEE
ELECTRIC MOBILITY TRICYCLES

CQ

ELECTRIC LEISURE TRICYCLE

DETAILS SHOWCASE



01 »

LED HEADLIGHT

High-brightness LED headlight with sharp design, ensuring maximum visibility and safety for night riding.



02 »

FRONT WHEEL

Durable 3.00-10 TL tire with strong grip and excellent stability for a smooth and safe ride.



03 »

COMFORT SEAT


Ergonomic seat with soft cushion and backrest support for a more comfortable riding experience.



04 »

WIND SHIELD

High-transparent windshield with wiper for clear visibility in all weather conditions.



RETURN MENU



WINLEE
ELECTRIC MOBILITY TRICYCLES

HQ

**ELECTRIC
LEISURE
TRICYCLE**

Comfortable | Safe | Easy to maintain



SPECIFICATIONS



Model
HQ



Motor
800W



Controller
35A



Speed
30KM/h



Braking
**Front and rear
drum brakes**



Tire size
**Front 3.00-10 TL
Rear 3.00-10 TL**



Packaging size
00*00*00 CM



Weight
00 KG



PACKAGE SIZE



HQ PACKAGE SIZE:

00*00*00 CM



WINLEE
ELECTRIC MOBILITY TRICYCLES

HQ

ELECTRIC LEISURE TRICYCLE

DETAILS SHOWCASE



01 »

LED HEADLIGHT

High-brightness LED headlight with sharp design, ensuring maximum visibility and safety for night riding.



02 »

FRONT WHEEL

Durable 3.00-10 TL tire with strong grip and excellent stability for a smooth and safe ride.



03 »

COMFORT SEAT

Ergonomic seat with soft cushion and backrest support for a more comfortable riding experience.



04 »

WIND SHIELD

High-transparent windshield with wiper for clear visibility in all weather conditions.



RETURN MENU



WINLEE
ELECTRIC MOBILITY TRICYCLES

KY

**ELECTRIC
LEISURE
TRICYCLE**

Comfortable | Safe | Reliable



PACKAGE SIZE



KY PACKAGE SIZE:

00*00*00 CM

SPECIFICATIONS



Model
KY



Motor
800W



Controller
35A



Speed
30KM/h



Braking
**Front and rear
drum brakes**



Tire size
**Front 3.00-10 TL
Rear 3.00-10 TL**



Packaging size
00*00*00 CM



Weight
00 KG



WINLEE
ELECTRIC MOBILITY TRICYCLES

KY

ELECTRIC LEISURE TRICYCLE

DETAILS SHOWCASE



01 »

LED HEADLIGHT

High-brightness LED headlight with sharp design, ensuring maximum visibility and safety for night riding.



02 »

FRONT WHEEL

Durable 3.00-10 TL tire with strong grip and excellent stability for a smooth and safe ride.



03 »

COMFORT SEAT

Ergonomic seat with soft cushion and backrest support for a more comfortable riding experience.



04 »

WIND SHIELD

High-transparent windshield with wiper for clear visibility in all weather conditions.



RETURN MENU



WINLEE
ELECTRIC MOBILITY TRICYCLES

TK

ELECTRIC LEISURE TRICYCLE

Comfortable | Safe | Reliable



PACKAGE SIZE



TK PACKAGE SIZE:

00*00*00 CM

SPECIFICATIONS



Model
TK



Motor
800W



Controller
35A



Speed
30KM/h



Braking
Front and rear
drum brakes



Tire size
Front 3.00-10 TL
Rear 3.00-10 TL



Packaging size
00*00*00 CM




Weight
00 KG



WINLEE
ELECTRIC MOBILITY TRICYCLES

PRODUCTION LINE

QUALITY CRAFTED, RELIABLY DELIVERED



STRICT
QUALITY CONTROL



ADVANCED
EQUIPMENT



SKILLED
WORKFORCE



EFFICIENT
PRODUCTION



RELIABLE
DELIVERY



CONTACT US

We're here to help and answer any question you might have.



WHATSAPP
+85256827994



EMAIL
sales@winlee-gz.com



WEBSITE
<https://www.winlee-gz.com/>



ADDRESS
GUANGZHOU WINLEE TRADING CO.LTD
21 INDUSTRIAL STREET,
DAPING VILLAGE, SHATOU STREET
PANYU DISTRICT, GUANGZHOU, CHINA



SCAN QR CODE
to add us on WhatsApp
and get the latest
product information.



- 

Reliable Quality Assurance
- 

Advanced Technology
- 

Global Export
- 

Professional Service