



**WINLEE**

**2026**

**ELECTRIC  
MOTORCYCLE**

**CATALOG**

DRIVE THE FUTURE  
POWERED BY INNOVATION



**WINLEE**  
ELECTRIC VEHICLE

# COMPANY INTRODUCTION

Founded in **2015**, **WINLEE** Electric Vehicle Co., Ltd. is a professional manufacturer and exporter specializing in electric scooters, electric motorcycles, and electric tricycles.

Backed by years of industry expertise, the company integrates product research and development, manufacturing, quality inspection, and international sales into a complete production system.

With a strong focus on innovation, durability, and market-oriented design, **WINLEE** is committed to providing reliable electric mobility solutions for global customers and continuously expanding its presence in overseas markets.



**2015**



**PROFESSIONAL  
TEAM**



**INTEGRATED  
PRODUCTION SYSTEM**



**GLOBAL  
MARKET**

DRIVE THE FUTURE / POWERED BY INNOVATION



**WINLEE**  
ELECTRIC VEHICLE

# PRODUCT MENU

► DRIVE THE FUTURE  
POWERED BY INNOVATION

CONTENTS

01»



**FX2**

[VIEW DETAILS >>](#)

02»



**N8-D**

[VIEW DETAILS >>](#)

03»



**ZL-3**

[VIEW DETAILS >>](#)

04»



**X8**

[VIEW DETAILS >>](#)

05»



**ZB**

[VIEW DETAILS >>](#)

06»



**DS1**

[VIEW DETAILS >>](#)

07»



**YJ**

[VIEW DETAILS >>](#)



2026

WINLEE ELECTRIC VEHICLE CO., LTD.



**WINLEE**  
ELECTRIC VEHICLE

# PRODUCT MENU

▶ DRIVE THE FUTURE  
POWERED BY INNOVATION

CONTENTS

08»



**WJ**

VIEW DETAILS >>

09»



**S9**

VIEW DETAILS >>

10»



**FX**

VIEW DETAILS >>

11»



**FOX**

VIEW DETAILS >>

12»



**CORE**

VIEW DETAILS >>

13»



**XMAX**

VIEW DETAILS >>

14»



**J9**

VIEW DETAILS >>

2026





**WINLEE**  
ELECTRIC VEHICLE

CONTENTS

# PRODUCT MENU

▶ DRIVE THE FUTURE  
POWERED BY INNOVATION

15»



**EAGLE**

VIEW DETAILS >>

16»



**LM300**

VIEW DETAILS >>

17»



**T4**

VIEW DETAILS >>

18»



**TANK**

VIEW DETAILS >>

19»



**YH**

VIEW DETAILS >>

20»



**LH-3**

VIEW DETAILS >>

21»



**LH-4**

VIEW DETAILS >>

2026





**WINLEE**  
ELECTRIC VEHICLE

# PRODUCT MENU

▶ DRIVE THE FUTURE  
POWERED BY INNOVATION

CONTENTS

22»



**XL**

VIEW DETAILS >>

23»



**ZT**

VIEW DETAILS >>

24»



**XM12**

VIEW DETAILS >>

25»



**WS**

VIEW DETAILS >>

26»



**ZJ**

VIEW DETAILS >>

27»



**F60**

VIEW DETAILS >>

28»



**WZ**

VIEW DETAILS >>

2026





**WINLEE**  
ELECTRIC VEHICLE

**CONTENTS**

# PRODUCT MENU

▶ DRIVE THE FUTURE  
POWERED BY INNOVATION

29»



**T12**

VIEW DETAILS >>

VIEW DETAILS >>

VIEW DETAILS >>

VIEW DETAILS >>

VIEW DETAILS >>

VIEW DETAILS >>

VIEW DETAILS >>



2026



**WINLEE**  
ELECTRIC VEHICLE

DRIVE THE FUTURE

# FX2

Electric motorcycle



## PACKAGING SIZE



FX2

(L×W×H):

00\*00\*00 cm

01 >>

## SPECIFICATIONS



Model  
**FX2**



Motor  
**1200W**



Controller  
**40A**



Speed  
**60KM/h**



Braking  
**Front and rear disc brakes**



Tire size  
**Front 90/90-12 TL**  
**Rear 90/90-12 TL**

06

FX2



**WINLEE**  
ELECTRIC VEHICLE

DRIVE THE FUTURE

# FX2

Electric motorcycle

## DETAILS SHOWCASE



**01»**

### LED HEADLIGHT


High-brightness LED headlight with sharp design, ensuring maximum visibility and safety for night riding.



**02»**

### FRONT DISC BRAKE

High-performance front disc brake system delivers strong and stable braking power for safer control.



**03»**

### REAR TIRE

Wear-resistant tires with excellent grip and stability, suitable for various road conditions.



**04»**

### COMFORT SEAT

Ergonomic seat with soft cushion and backrest support for a more comfortable riding experience.

FX2

[RETURN MENU](#)



**WINLEE**  
ELECTRIC VEHICLE

DRIVE THE FUTURE

# N8-D

Electric motorcycle

## PACKAGING SIZE



N8-D (L×W×H):

**165\*43\*82 CM**

02

## SPECIFICATIONS



Model  
**N8-D**



Motor  
**2000W**



Controller  
**40A**



Speed  
**60KM/h**



Braking  
**Front and rear disc brakes**



Tire size  
**Front 3.00-10 TL**  
**Rear 3.00-10 TL**



Packaging size  
**165\*43\*82 CM**



Weight  
**63 KG**

N8-D



**WINLEE**  
ELECTRIC VEHICLE

DRIVE THE FUTURE

# N8-D

Electric motorcycle

## DETAILS SHOWCASE

01

### LED HEADLIGHT

High-brightness LED headlight with sharp design, ensuring maximum visibility and safety for night riding.



02»

### SMART DISPLAY

Clear and intuitive smart display provides real-time data on speed, battery, mileage and more, keeping you informed at a glance.



03»

### COMFORT SEAT

Ergonomic seat with soft cushion and backrest support for a more comfortable riding experience, reducing fatigue on long journeys.



### 04 LARGE STORAGE SPACE

The large-capacity seat bucket, with a deeper and wider interior design, makes full use of the vehicle space and can easily accommodate a helmet and daily personal items; allowing riders to store and access items conveniently without an extra backpack, enhancing the convenience of daily travel and the overall practicality of the vehicle.



N8-D

◀ RETURN MENU ▶



**WINLEE**  
ELECTRIC VEHICLE

DRIVE THE FUTURE

# ZL-3

Electric motorcycle

## PACKAGING SIZE



ZL-3 (L×W×H) :

**170\*50\*72 CM**

03

## SPECIFICATIONS



Model  
**ZL-3**



Motor  
**1200W**



Controller  
**40A**



Speed  
**60KM/h**



Braking  
**Front and rear disc brakes**



Tire size  
**Front 3.00-10 TL**  
**Rear 3.00-10 TL**



Packaging size  
**170\*50\*72 CM**



Weight  
**70KG**

ZL-3



**WINLEE**  
ELECTRIC VEHICLE

DRIVE THE FUTURE

# ZL-3

Electric motorcycle

## DETAILS SHOWCASE



01»

### LED HEADLIGHT

High-brightness LED headlight with sharp design, ensuring maximum visibility and safety for night riding.



02»

### FRONT DISC BRAKE

High-performance front disc brake system delivers strong and stable braking power for safer control.



03»

### COMFORT SEAT

Ergonomic seat with soft cushion and backrest support for a more comfortable riding experience.



04»

### SMART DISPLAY

Clear and intuitive smart display provides real-time data on speed, battery, mileage and more, keeping you informed at a glance.



**WINLEE**  
ELECTRIC VEHICLE

DRIVE THE FUTURE

# X8

Electric motorcycle

## PACKAGING SIZE



X8 (L×W×H) :

**177\*57\*86 CM**

04

## SPECIFICATIONS



Model  
**X8**



Motor  
**2500W**



Controller  
**50A**



Speed  
**65KM/h**



Braking  
**Front and rear disc brakes**



Tire size  
**Front 90/90-12  
Rear 90/90-12 TL**



Packaging size  
**177\*57\*86 CM**



Weight  
**84 KG**

X8



**WINLEE**  
ELECTRIC VEHICLE

DRIVE THE FUTURE

# X8

ELECTRIC MOTORCYCLE

## DETAILS SHOWCASE

01 »

### LED HEADLIGHT

High-brightness LED headlight with sharp design, ensuring maximum visibility and safety for night riding.



02 »

### FRONT DISC BRAKE

High-performance front disc brake system delivers strong and stable braking power for safer control.



03 »

### FRONT BUMPER

Sturdy front bumper design enhances vehicle protection and adds a rugged, sporty look.



04 »

### SMART DISPLAY

Clear and intuitive smart display provides real-time data on speed, battery, mileage and more, keeping you informed at a glance.



X8

RETURN MENU



**WINLEE**  
ELECTRIC VEHICLE

DRIVE THE FUTURE

# ZB

ELECTRIC MOTORCYCLE

## PACKAGING SIZE



ZB (L×W×H) :

**163\*47\*82CM**



05

## SPECIFICATIONS



Model  
**ZB**



Motor  
**1200W**



Controller  
**40A**



Speed  
**60KM/h**



Braking  
**Front and rear disc brakes**



Tire size  
**Front 3.00-10 TL**  
**Rear 3.00-10 TL**



Packaging size  
**163\*47\*82CM**



Weight  
**72KG**

ZB



**WINLEE**  
ELECTRIC VEHICLE

DRIVE THE FUTURE

**ZB**

ELECTRIC MOTORCYCLE

# DETAILS SHOWCASE



**01** »

## LED HEADLIGHT

High-brightness LED headlight with sharp design, ensuring maximum visibility and safety for night riding.



**02** »

## FRONT DISC BRAKE

High-performance front disc brake system delivers strong and stable braking power for safer control.



**03** »

## REAR SHOCK ABSORBERS

High-quality dual rear shock absorbers provide excellent shock absorption and stability for a smoother ride.



**04** »

## LED TAIL LIGHT

Bright LED tail light with stylish design enhances visibility, ensuring safer riding in all conditions.

**ZB**

RETURN MENU



**WINLEE**  
ELECTRIC VEHICLE

DRIVE THE FUTURE

# DS1

ELECTRIC MOTORCYCLE

PACKAGING SIZE



DS1 (L×W×H) :

**200\*80\*115 CM**

06

SPECIFICATIONS



Model  
**DS1**



Motor  
**2500W**



Controller  
**50A**



Speed  
**70KM/h**



Braking  
**Front and rear disc brakes**



Tire size  
Front **90/90-12 TL**  
Rear **90/90-12 TL**



Packaging size  
**200\*80\*115 CM**



Weight  
**87 KG**

DS1



**WINLEE**  
ELECTRIC VEHICLE

DRIVE THE FUTURE

# DS1

ELECTRIC MOTORCYCLE

## DETAILS SHOWCASE

01 »

### FRAME

High-strength frame structure with optimized design, ensuring durability, stability and a safer riding experience.



02 »

### FRONT DISC BRAKE

High-performance front disc brake system delivers strong and stable braking power for safer control.



03 »

### MOTOR

Powerful high-efficiency motor provides strong acceleration and consistent performance for a smooth and reliable ride.



04 »

### CONTROLLER

Advanced intelligent controller ensures precise power management, high efficiency and multiple protection functions for a safer and more reliable ride.



DS1

RETURN MENU



**WINLEE**  
ELECTRIC VEHICLE

DRIVE THE FUTURE

**YJ**

ELECTRIC MOTORCYCLE

PACKAGING SIZE



YJ (L×W×H) :

**180 \* 51 \* 86 CM**

07

SPECIFICATIONS



Model  
**YJ**



Motor  
**2500W**



Controller  
**50A**



Speed  
**65KM/h**



Braking  
**Front and rear disc brakes**



Tire size  
Front **90/90-12 TL**  
Rear **90/90-12 TL**



Packaging size  
**180 \* 51 \* 86 CM**



Weight  
**89 KG**

YJ



**WINLEE**  
ELECTRIC VEHICLE

DRIVE THE FUTURE

**YJ**


ELECTRIC MOTORCYCLE

# DETAILS SHOWCASE

**01 »**

## LED HEADLIGHT

High-brightness LED headlight with sharp design, ensuring maximum visibility and safety for night riding.



**02 »**

## FRONT DISC BRAKE

High-performance front disc brake system delivers strong and stable braking power for safer control.

**03 »**

## SMART DISPLAY

Clear and intuitive smart display provides real-time data on speed, battery, mileage and more, keeping you informed at a glance.



**04 »**

## REAR SHOCK ABSORBERS

High-quality dual rear shock absorbers provide excellent shock absorption and stability for a smoother ride.

YJ

◀ RETURN MENU ▶



**WINLEE**  
ELECTRIC VEHICLE

DRIVE THE FUTURE

# WJ

ELECTRIC MOTORCYCLE

PACKAGING SIZE



WJ (L×W×H):

00\*00\*00 CM

08

## SPECIFICATIONS



Model  
**WJ**



Motor  
**2000W**



Controller  
**40A**



Speed  
**60KM/h**



Braking  
**Front and rear disc brakes**



Tire size  
Front **90/90-12 TL**  
Rear **90/90-12 TL**



Packaging size  
**00\*00\*00 CM**



Weight  
**00 KG**

WJ



**WINLEE**  
ELECTRIC VEHICLE

DRIVE THE FUTURE

# WJ

ELECTRIC MOTORCYCLE

## DETAILS SHOWCASE

### 01 »

#### REAR WHEEL

High-performance rear wheel with disc brake system provides strong grip and reliable braking for safer riding.



### 02 »

#### FRONT HEADLIGHT

High-brightness LED headlight with sharp design, ensuring maximum visibility and safety for night riding.



### 03 »

#### FRONT WHEEL

High-performance front wheel with disc brake system delivers strong and stable braking power for safer control.



### 04 »

#### SMART DISPLAY

Clear and intuitive smart display provides real-time data on speed, battery, mileage and more, keeping you informed at a glance.



WJ

◀ RETURN MENU ▶



**WINLEE**  
ELECTRIC VEHICLE

DRIVE THE FUTURE

# S9

ELECTRIC MOTORCYCLE

## PACKAGING SIZE



S9 (L×W×H) :

**00\*00\*00 CM**



09

## SPECIFICATIONS



Model  
**S9**



Motor  
**2000W**



Controller  
**50A**



Speed  
**65KM/h**



Braking  
**Front and rear disc brakes**



Tire size  
**Front 3.50-10 TL  
Rear 3.50-10 TL**



Packaging size  
**00\*00\*00 CM**



Weight  
**00 KG**

S9



**WINLEE**  
ELECTRIC VEHICLE

DRIVE THE FUTURE

# S9

Electric motorcycle

## DETAILS SHOWCASE



### 01»

#### LED HEADLIGHT


High-brightness LED headlight with sharp design, ensuring maximum visibility and safety for night riding.



### 02»

#### FRONT DISC BRAKE

High-performance front disc brake system delivers strong and stable braking power for safer control.



### 03»

#### POWERFUL MOTOR

High-efficiency motor with strong power output, providing smooth acceleration and excellent performance.



### 04»

#### COMFORT SEAT

Ergonomic seat with soft cushion and backrest support for a more comfortable riding experience, reducing fatigue on long journeys.



**WINLEE**  
ELECTRIC VEHICLE

DRIVE THE FUTURE

# FX

Electric motorcycle



### PACKAGING SIZE



FX (L×W×H):

00\*00\*00 CM

10

### SPECIFICATIONS



Model  
**FX**



Motor  
**2500W**



Controller  
**50A**



Speed  
**65KM/h**



Braking  
**Front and rear disc brakes**



Tire size  
Front **90/90-12 TL**  
Rear **90/90-12 TL**



Packaging size  
**00\*00\*00 CM**



Weight  
**00 KG**

FX



**WINLEE**  
ELECTRIC VEHICLE

DRIVE THE FUTURE

# FX

Electric motorcycle

## DETAILS SHOWCASE

### 01 »

#### LED HEADLIGHT

High-brightness LED headlight with sharp design, ensuring maximum visibility and safety for night riding.



### 02 »

#### LED TAIL LIGHT


Stylish LED tail light with high brightness and distinctive design, enhancing visibility and ensuring safer riding at night.



### 03 »

#### POWERFUL MOTOR

High-efficiency motor with strong power output, providing smooth acceleration and excellent performance.



### 04 »

#### SMART DISPLAY

Clear and intuitive smart display provides real-time data on speed, battery, mileage and more, keeping you informed at a glance.



FX

◀ RETURN MENU ▶



**WINLEE**  
ELECTRIC VEHICLE

DRIVE THE FUTURE

# FOX-X

Electric motorcycle

## PACKAGING SIZE



FOX-X (LxWxH):

00\*00\*00 CM

11

## SPECIFICATIONS



Model  
**FOX-X**



Motor  
**2500W**



Controller  
**60A**



Speed  
**75Km/h**



Braking  
**Front and rear disc brakes**



Tire size  
Front 120/70-12 TL  
Rear 120/70-12 TL



Packaging size  
**00\*00\*00 CM**



Weight  
**00 KG**

FOX-X



**WINLEE**  
ELECTRIC VEHICLE

DRIVE THE FUTURE

# FOX-X

Electric motorcycle

## DETAILS SHOWCASE

01 »

### LED HEADLIGHT

High-brightness LED headlight with sharp design, ensuring maximum visibility and safety for night riding.



02 »

### FRONT DISC BRAKE

High-performance front disc brake system delivers strong and stable braking power for safer control.



03 »

### SMART DISPLAY

Clear and intuitive smart display provides real-time data on speed, battery, mileage and more, keeping you informed at a glance.



04 » LARGE STORAGE SPACE

The large-capacity storage compartment under the seat easily accommodates a helmet and daily personal items, making your rides more convenient and practical.



FOX-X

RETURN MENU



**WINLEE**  
ELECTRIC VEHICLE

DRIVE THE FUTURE

# CORE-X

Electric motorcycle

## PACKAGING SIZE



CORE-X (L×W×H):

00\*00\*00 CM



12

## SPECIFICATIONS



Model  
**CORE-X**



Motor  
**2500W**



Controller  
**60A**



Speed  
**75Km/h**



Braking  
**Front and rear disc brakes**



Tire size  
Front 110/70-12 TL  
Rear 110/70-12 TL



Packaging size  
**00\*00\*00 CM**



Weight  
**00 KG**

**CORE-X**



**WINLEE**  
ELECTRIC VEHICLE

DRIVE THE FUTURE

# CORE-X

Electric motorcycle

## DETAILS SHOWCASE

01»

### STURDY FRAME

High-strength frame structure, solid and durable, providing excellent stability and load-bearing capacity.



02»

### SMART DISPLAY

Clear and intuitive smart display provides real-time data on speed, battery, mileage and more, keeping you informed at a glance.

03»

### LED HEADLIGHT

High-brightness LED headlight with sharp design, ensuring maximum visibility and safety for night riding.



04»

### COMFORT SEAT

Ergonomic seat with soft cushion and backrest support for a more comfortable riding experience, reducing fatigue on long journeys.

CORE-X

RETURN MENU



**WINLEE**  
ELECTRIC VEHICLE

DRIVE THE FUTURE

# XMAX

Electric motorcycle

## PACKAGING SIZE



XMAX (L×W×H):

**178\*51\*86 CM**

13

## SPECIFICATIONS



Model  
**XMAX**



Motor  
**2800W**



Controller  
**60A**



Speed  
**75KM/h**



Braking  
**Front and rear disc brakes**



Tire size  
**Front 120/70-12 TL  
Rear 120/70-12 TL**



Packaging size  
**178\*51\*86 CM**



Weight  
**99 KG**

**XMAX**



**WINLEE**  
ELECTRIC VEHICLE

DRIVE THE FUTURE

# XMAX

Electric motorcycle

## DETAILS SHOWCASE

01 »

### LED HEADLIGHT

High-brightness LED headlight with sharp design, ensuring maximum visibility and safety for night riding.



02 »

### FRONT WINDSHIELD

High-clarity windshield effectively reduces wind resistance and enhances riding comfort.

03 »

### SMART DISPLAY

Clear and intuitive smart display provides real-time data on speed, battery, mileage and more, keeping you informed at a glance.



04 »

### LARGE STORAGE BOX

Integrated large-capacity mid-box storage with seamless side shell design for a natural look and improved daily carrying efficiency. Illuminated side emblem enhances night visibility and adds a premium, high-tech touch.

XMAX

RETURN MENU



**WINLEE**  
ELECTRIC VEHICLE

DRIVE THE FUTURE

# J9

Electric motorcycle

## PACKAGING SIZE



J9 (L×W×H) :

00\*00\*00 CM

14

## SPECIFICATIONS



Model

**J9**



Motor

**2500W**



Controller

**50A**



Speed

**65KM/h**



Braking

**Front and rear disc brakes**



Tire size

**Front 90/90-12 TL  
Rear 90/90-12 TL**



Packaging size

**00\*00\*00 CM**



Weight

**00 KG**

J9



**WINLEE**  
ELECTRIC VEHICLE

DRIVE THE FUTURE

# J9

Electric motorcycle

# DETAILS SHOWCASE

## 01»

### LED HEADLIGHT

High-brightness LED headlight with sharp design, ensuring maximum visibility and safety for night riding.



## 02»

### FRONT SHOCK ABSORBER

High-performance front shock absorber system effectively absorbs road vibrations, providing a smoother and more comfortable riding experience.



## 03»

### FRONT WHEEL

Durable front wheel with high-quality tire, offering excellent grip, stability and safety on various road conditions.



## 04»

### COMFORT SEAT

Ergonomic seat with soft cushion and backrest support for a more comfortable riding experience, reducing fatigue on long journeys.





**WINLEE**  
ELECTRIC VEHICLE

DRIVE THE FUTURE

# EAGLE

Electric motorcycle



## PACKAGING SIZE



EAGLE-X (L×W×H):

00\*00\*00 CM

## SPECIFICATIONS



Model  
**EAGLE-X**



Motor  
**2800W**



Controller  
**60A**



Speed  
**75Km/h**



Braking  
**Front and rear disc brakes**



Tire size  
**Front 120/70-12 TL**  
**Rear 120/70-12 TL**



Packaging size  
**00\*00\*00 CM**



Weight  
**00 KG**

**EAGLE**



**WINLEE**  
ELECTRIC VEHICLE

DRIVE THE FUTURE

# EAGLE

Electric motorcycle

## DETAILS SHOWCASE

01»

### LED HEADLIGHT

High-brightness LED headlight with sharp design, ensuring maximum visibility and safety for night riding.



02»

### POWERFUL MOTOR


High-efficiency motor with strong power output, providing smooth acceleration and excellent performance.



03»

### INTELLIGENT CONTROLLER

Advanced controller ensures stable performance, precise power management and enhanced riding experience.



04»

### STURDY FRAME

High-strength frame structure, solid and durable, providing excellent stability and load-bearing capacity.



EAGLE

RETURN MENU



**WINLEE**  
ELECTRIC VEHICLE

DRIVE THE FUTURE

# LM300

Electric motorcycle

## PACKAGING SIZE



LM300 (L×W×H):

00\*00\*00 CM

16

## SPECIFICATIONS



Model  
**LM300**



Motor  
**2800W**



Controller  
**60A**



Speed  
**75KM/h**



Braking  
**Front and rear disc brakes**



Tire size  
**Front 120/70-12 TL**  
**Rear 120/70-12 TL**



Packaging size  
**00\*00\*00 CM**



Weight  
**00 KG**

LM300



**WINLEE**  
ELECTRIC VEHICLE

DRIVE THE FUTURE

# LM300

Electric motorcycle

## DETAILS SHOWCASE



01 »

### LED HEADLIGHT

High-brightness LED headlight with sharp design, ensuring maximum visibility and safety for night riding.



02 »

### FRONT DISC BRAKE

High-performance front disc brake system delivers strong and stable braking power for safer control.



03 »

### SMART DISPLAY

Clear and intuitive smart display provides real-time data on speed, battery, mileage and more, keeping you informed at a glance.



04 »

### REAR SUSPENSION

High-performance rear suspension effectively absorbs road bumps, delivering a smoother and more comfortable ride.

LM300

◀ RETURN MENU ▶



**WINLEE**  
ELECTRIC VEHICLE

DRIVE THE FUTURE



# T4

Electric motorcycle

## PACKAGING SIZE



T4 (L×W×H) :  
**00\*00\*00 CM**

## SPECIFICATIONS



Model  
**T4**



Motor  
**2800W**



Controller  
**60A**



Speed  
**75KM/h**



Braking  
**Front and rear disc brakes**



Tire size  
**Front 120/70-12 TL**  
**Rear 120/70-12 TL**



Packaging size  
**00\*00\*00 CM**



Weight  
**00 KG**



**WINLEE**  
ELECTRIC VEHICLE

DRIVE THE FUTURE

# T4

Electric motorcycle

## DETAILS SHOWCASE



### 01 »

#### LED HEADLIGHT

High-brightness LED headlight with sharp design, ensuring maximum visibility and safety for night riding.



### 02 »

#### FRONT DISC BRAKE

High-performance front disc brake system delivers strong and stable braking power for safer control.



### 03 »

#### REAR LIGHT

Bright LED taillight and turn signals for clear visibility, enhancing safety during night rides and braking.



### 04 »

#### COMFORT SEAT

Ergonomic seat with soft cushion and backrest support for a more comfortable riding experience, reducing fatigue on long journeys.

T4

RETURN MENU



**WINLEE**  
ELECTRIC VEHICLE

DRIVE THE FUTURE



# TANK

Electric motorcycle

## PACKAGING SIZE



TANK (L×W×H) :

00\*00\*00 CM

18

## SPECIFICATIONS



Model  
**TANK**



Motor  
**2800W**



Controller  
**60A**



Speed  
**75KM/h**



Braking  
**Front and rear disc brakes**



Tire size  
**Front 120/70-12 TL**  
**Rear 120/70-12 TL**



Packaging size  
**00\*00\*00 CM**



Weight  
**00 KG**

**TANK**



**WINLEE**  
ELECTRIC VEHICLE

DRIVE THE FUTURE

# TANK

Electric motorcycle

## DETAILS SHOWCASE

01»

### LED HEADLIGHT

High-brightness LED headlight with sharp design, ensuring maximum visibility and safety for night riding.



02»

### REAR SUSPENSION


High-performance rear suspension effectively absorbs road bumps, delivering a smoother and more comfortable ride.



03»

### POWERFUL MOTOR

High-efficiency motor with strong power output, providing smooth acceleration and excellent performance.



04»

### COMFORT SEAT

Ergonomic seat with soft cushion and backrest support for a more comfortable riding experience, reducing fatigue on long journeys.



TANK

RETURN MENU



**WINLEE**  
ELECTRIC VEHICLE

DRIVE THE FUTURE



19

**YH**

*Electric motorcycle*

**PACKAGING SIZE**



YH (L×W×H):

**00\*00\*00 CM**

**SPECIFICATIONS**



Model  
**YH**



Motor  
**2000W**



Controller  
**40A**



Speed  
**65KM/h**



Braking  
**Front and rear disc brakes**



Tire size  
Front 120/70-12 TL  
Rear 120/70-12 TL



Packaging size  
**00\*00\*00 CM**



Weight  
**00 KG**

**YH**



**WINLEE**  
ELECTRIC VEHICLE

DRIVE THE FUTURE

**YH**

Electric motorcycle

# DETAILS SHOWCASE

**01»**

## FRONT WHEEL

High-performance front disc brake for reliable stopping power and enhanced riding safety.



**02»**

## HEADLIGHT

Dual LED headlight design delivers strong illumination for clear visibility and safer night riding.



**03»**

## SEAT

Ergonomic wide seat with thick cushioning for maximum comfort on every journey.



**04»**

## REAR WHEEL

Powerful hub motor with durable construction, ensuring smooth acceleration and long-lasting performance.



YH

RETURN MENU



**WINLEE**  
ELECTRIC VEHICLE

DRIVE THE FUTURE

# LH-3

Electric motorcycle

## PACKAGING SIZE



LH-3 (L×W×H) :

00\*00\*00 CM

20

## SPECIFICATIONS



Model  
**LH-3**



Motor  
**2000W**



Controller  
**40A**



Speed  
**65KM/h**



Braking  
**Front and rear disc brakes**



Tire size  
**Front 120/70-12 TL**  
**Rear 120/70-12 TL**



Packaging size  
**00\*00\*00 CM**



Weight  
**00 KG**

LH-3



**WINLEE**  
ELECTRIC VEHICLE

DRIVE THE FUTURE

# LH-3

Electric motorcycle

## DETAILS SHOWCASE

01»

### FRONT WHEEL

High-performance front disc brake for reliable stopping power and enhanced riding safety.



02»

### HEADLIGHT

Dual LED headlight design delivers strong illumination for clear visibility and safer night riding.



03»

### SEAT

Ergonomic wide seat with thick cushioning for maximum comfort on every journey.



04»

### REAR WHEEL

Powerful hub motor with durable construction, ensuring smooth acceleration and long-lasting performance.



LH-3

< RETURN MENU >>



**WINLEE**  
ELECTRIC VEHICLE

DRIVE THE FUTURE

# LH-4

Electric motorcycle



21

## PACKAGING SIZE



LH-4 (L×W×H) :  
**00\*00\*00 CM**

## SPECIFICATIONS



Model  
**LH-4**



Motor  
**2000W**



Controller  
**40A**



Speed  
**65KM/h**



Braking  
**Front and rear disc brakes**



Tire size  
Front 120/70-12 TL  
Rear 120/70-12 TL



Packaging size  
**00\*00\*00 CM**



Weight  
**00 KG**

LH-4



**WINLEE**  
ELECTRIC VEHICLE

DRIVE THE FUTURE

# LH-4

Electric motorcycle

## DETAILS SHOWCASE

01»

### FRONT WHEEL

High-performance front disc brake for reliable stopping power and enhanced riding safety.



02»

### HEADLIGHT

Dual LED headlight design delivers strong illumination for clear visibility and safer night riding.



03»

### SEAT

Ergonomic wide seat with thick cushioning for maximum comfort on every journey.



04»

### INSTRUMENT PANEL

Digital display provides clear and real-time information for speed, battery level and riding status.



LH-4

RETURN MENU



**WINLEE**  
ELECTRIC VEHICLE

DRIVE THE FUTURE

**XL**

*Electric motorcycle*

**PACKAGING SIZE**



XL (L×W×H) :

**00\*00\*00 CM**



**22**

**SPECIFICATIONS**



Model  
**XL**



Motor  
**1000W**



Controller  
**32A**



Speed  
**54KM/h**



Braking  
**Front and rear disc brakes**



Tire size  
**Front 3.00-10 TL  
Rear 3.00-10 TL**



Packaging size  
**00\*00\*00 CM**



Weight  
**00 KG**

**XL**



**WINLEE**  
ELECTRIC VEHICLE

DRIVE THE FUTURE

**XL**

Electric motorcycle

**DETAILS  
SHOWCASE**

**01»**

### FRONT WHEEL

High-performance front disc brake for reliable stopping power and enhanced riding safety.



**02»**

### HEADLIGHT

Bright LED headlight ensures excellent visibility and increased safety for night-time riding.



**03»**

### SEAT

Ergonomic wide seat with thick cushioning for maximum comfort on every journey.



**04»**

### POWERFUL MOTOR

High-efficiency hub motor delivers strong power output, smooth acceleration and excellent performance.



**XL**

[RETURN MENU](#)



**WINLEE**  
ELECTRIC VEHICLE

DRIVE THE FUTURE

# ZT

*Electric motorcycle*

/// **PACKAGING SIZE** .....



ZT (L×W×H) :

**00\*00\*00 CM**

**23**

## SPECIFICATIONS



Model  
**ZT**



Motor  
**1500W**



Controller  
**45A**



Speed  
**63KM/h**



Braking  
**Front and rear disc brakes**



Tire size  
**Front 3.00-10 TL**  
**Rear 3.00-10 TL**



Packaging size  
**00\*00\*00 CM**



Weight  
**00 KG**

ZT



**WINLEE**  
ELECTRIC VEHICLE

DRIVE THE FUTURE

# ZT

Electric motorcycle

# DETAILS SHOWCASE

## 01»

### FRONT WHEEL

High-performance front disc brake for reliable stopping power and enhanced riding safety.



## 02»

### HEADLIGHT

Bright LED headlight ensures excellent visibility and increased safety for night-time riding.

## 03»

### SEAT

Ergonomic wide seat with thick cushioning for maximum comfort on every journey.



## 04»

### INSTRUMENT PANEL

Digital display provides clear and real-time information for speed, battery level and riding status.

ZT

RETURN MENU



**WINLEE**  
ELECTRIC VEHICLE

DRIVE THE FUTURE

# XM12

Electric motorcycle

## PACKAGING SIZE



XM12 (L×W×H):

**00\*00\*00 CM**

24

## SPECIFICATIONS



Model  
**XM12**



Motor  
**2500W**



Controller  
**60A**



Speed  
**68KM/h**



Braking  
**Front and rear disc brakes**



Tire size  
**Front 90/90-12 TL**  
**Rear 90/90-12 TL**



Packaging size  
**00\*00\*00 CM**



Weight  
**00 KG**

**XM12**



**WINLEE**  
ELECTRIC VEHICLE

DRIVE THE FUTURE

# XM12

Electric motorcycle

## DETAILS SHOWCASE

01 »

### FRONT WHEEL

High-performance front disc brake for reliable stopping power and enhanced riding safety.



02 »

### HEADLIGHT

Bright LED headlight ensures excellent visibility and increased safety for night-time riding.

03 »

### SEAT

Ergonomic wide seat with thick cushioning for maximum comfort on every journey.



04 »

### POWERFUL MOTOR

High-efficiency hub motor delivers strong power output, smooth acceleration and excellent performance.

XM12

◀ RETURN MENU ▶



**WINLEE**  
ELECTRIC VEHICLE

DRIVE THE FUTURE

# WS

*Electric motorcycle*

### PACKAGING SIZE



WS (L×W×H) :

**00\*00\*00 CM**

**25**

### SPECIFICATIONS



Model  
**WS**



Motor  
**2800W**



Controller  
**60A**



Speed  
**75KM/h**



Braking  
**Front and rear disc brakes**



Tire size  
Front 120/70-12 TL  
Rear 120/70-12 TL



Packaging size  
**00\*00\*00 CM**



Weight  
**00 KG**

**WS**



**WINLEE**  
ELECTRIC VEHICLE

DRIVE THE FUTURE

# WS

Electric motorcycle

# DETAILS SHOWCASE

## 01»

### FRONT WHEEL

High-performance front disc brake for reliable stopping power and enhanced riding safety.



## 02»

### HEADLIGHT

Bright LED headlight ensures excellent visibility and increased safety for night-time riding.



## 03»

### SEAT

Ergonomic seat with soft cushion and backrest support for a more comfortable riding experience, reducing fatigue on long journeys.



## 04»

### DIGITAL DISPLAY

Clear digital display providing real-time riding information, keeping you informed and in control at all times.



WS

RETURN MENU




**WINLEE**  
ELECTRIC VEHICLE

DRIVE THE FUTURE

# PRODUCTION LINE



Advanced production line with strict quality control, ensuring every WINLEE electric vehicle delivers reliable performance and premium quality.



## 01 FRAME ASSEMBLY LINE

Precision welding and assembly ensure strong, stable and durable frames.



## 02 PARTS INSTALLATION

Skilled workers install motors, brakes, suspensions and other key components.



## 03 ELECTRICAL SYSTEM TESTING

Every vehicle undergoes rigorous electrical system testing for safety and reliability.



## 04 QUALITY INSPECTION

Multiple quality inspections at every stage to ensure top performance and compliance.



## 05 PACKAGING & SHIPPING

Secure packaging and efficient logistics to deliver your vehicle safely and on time.



### STRICT QUALITY CONTROL

100% inspection at key stages



### ADVANCED EQUIPMENT

Modern production for high precision



### SKILLED TEAM

Experienced workers ensure excellence



### HIGH PRODUCTION CAPACITY

Efficient line for stable supply and delivery



### ECO-FRIENDLY PROCESS

Sustainable production for a green future



**WINLEE**  
ELECTRIC VEHICLE

DRIVE THE FUTURE

# CONTACT US

We're here to help and answer any question you might have.



**WHATSAPP**  
**+85256827994**



**EMAIL**  
**sales@winlee-gz.com**



**WEBSITE**  
**<https://www.winlee-gz.com/>**



**ADDRESS**  
GUANGZHOU WINLEE TRADING CO.LTD  
21 INDUSTRIAL STREET,  
DAPING VILLAGE, SHATOU STREET  
PANYU DISTRICT, GUANGZHOU, CHINA



**SCAN QR CODE**  
to add us on WhatsApp  
and get the latest  
product information.



**RELIABLE QUALITY ASSURANCE**

100% inspection  
at key stages



**ADVANCED TECHNOLOGY**

Modern production  
for high precision



**GLOBAL EXPORT**

Products exported to  
multiple countries



**PROFESSIONAL SERVICE**

Dedicated team  
at your service